

# Fortress OAM Overseas Fund

## HIGHLIGHTS:

The Fund declined 0.6% during the fourth quarter and is up 6.2% over the past year. It outperformed its blended benchmark by a healthy margin as European shares rose while Asian shares declined along with emerging markets generally.

The **OAM European Value Fund** showed a gross return of 5.7% for the quarter, significantly outpacing its benchmark which showed a small loss. Yara International, the fund's largest holding, contributed a 19% gain while Sberbank, another top holding, gained 22%. The average Price/Earnings ratio in the Market Leaders component of the portfolio is now 17x, and the Deep Value component is 9x. The Manager still sees very good value in Europe.

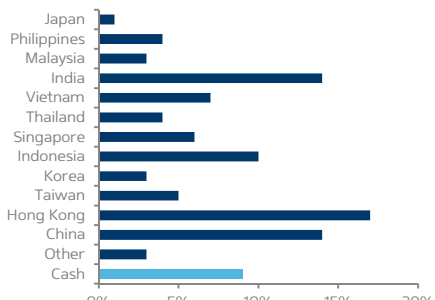
The **OAM Asian Recovery Fund** had a gross return of -4.1% for the quarter, declining less than its benchmark. Market declines were pervasive across Asian markets as the trade implications of the U.S. election result weighed on investors. As these short-term factors fade, the fundamentals and value in Asia ex-Japan remain excellent. On a look-through basis, the average Price/Earnings of the fund's holdings is 16x, with a dividend yield of 3%.

Visit [www.oam.com.ky](http://www.oam.com.ky) for detailed commentary and performance on the underlying OAM funds.

## PORTFOLIO SUMMARY

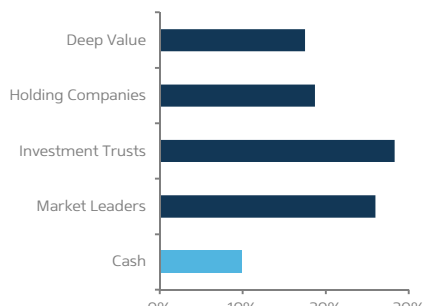
The Fund offers easy access to the expertise and value-based investment process of the two flagship funds managed by **Overseas Asset Management (OAM)**. OAM's strategy of uncovering value in unconventional places in Europe and Asia has led to excellent long term returns. The Fund's objective is to maximise long term capital appreciation, with the underlying OAM funds targeting substantial returns over a multi-year horizon. The underlying funds in which the Fund invests are: **OAM Asian Recovery Fund** and **OAM European Value Fund**. Approximately 50% of the Fund is allocated to each, although this may vary depending on market conditions.

## OAM ASIAN INVESTMENTS



Geographic allocations within OAM Asian Recovery Fund.

## OAM EUROPEAN INVESTMENTS



Allocations by strategy within OAM European Value Fund.

## FUND OBJECTIVE

Invest for long term growth in value-based holdings focused in Europe and Asia.

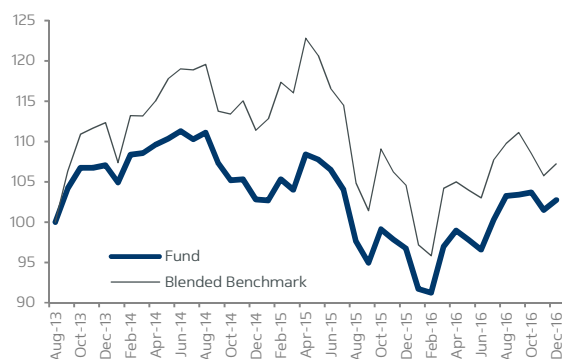
<b>Minimum Investment:</b>	US\$5,000
<b>Net Asset Value per Share:</b>	US\$1.019318
<b>Fund Net Assets:</b>	US\$16,130,766
<b>Fund Inception:</b>	Aug 31, 2013
<b>Underlying Fund Inceptions:</b>	Dec 31, 1998 / Dec 31, 2002
<b>Bloomberg Ticker:</b>	FORGLVF BA
<b>Dealing/NAV Dates:</b>	End of each month

## INVESTMENT RETURNS

	3mo	1yr	3yr	5yr	Inception
<b>Fund</b>	<b>-0.6%</b>	<b>6.2%</b>	<b>-4.0%</b>	<b>n/a</b>	<b>0.8%</b>
<b>Benchmark</b>	<b>-3.4%</b>	<b>2.5%</b>	<b>-1.5%</b>	<b>5.5%</b>	<b>2.1%</b>

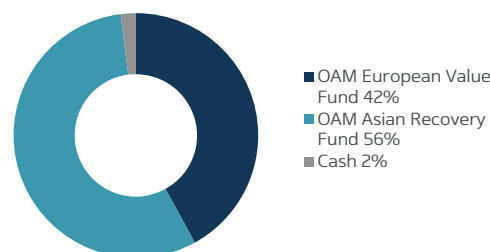
*Periods longer than one year are annual compound returns*

## PERFORMANCE SINCE INCEPTION (to 12/31/16)



Fund returns are net of fees and withholding taxes.

## FUND ALLOCATION



## EXPENSES

### Paid by the Fund

Management Fee: 0.10% of net assets per annum  
 Advisor Fee: 0.65% of net assets per annum  
 Administrator Fee: 0.12%-0.23% of net assets per annum  
*Fees are also incurred indirectly at the underlying OAM fund level.*  
**Investor Redemption Fees**  
 Within 3 years of purchase: 5%  
 All other times: nil  
 Paid to the benefit of remaining shareholders.

## INVESTMENT MANAGER

Fortress Fund Managers Limited  
**INVESTMENT ADVISOR**  
 Fortress Fund Advisors Limited  
**CUSTODIAN**  
 CIBC FirstCaribbean International Bank  
**ADMINISTRATOR**  
 ATU Fund Administrators (BVI) Limited  
**AUDITORS**  
 EY

## DIRECTORS

Sir Geoffrey Cave, Chairman  
 Sir Fred Gollop  
 Roger Cave  
 David Bynoe  
 Ken Emery  
 Desmond Kinch

The Fund is a registered mutual fund incorporated in the British Virgin Islands. It is offered to qualified investors by prospectus only. This report is for information purposes only and does not constitute an offer or solicitation to purchase the Fund. **The Fund may not be sold to U.S. persons.**