

Fortress OAM Overseas Fund

HIGHLIGHTS:

The Fund returned 9.4% in the first quarter as emerging markets, especially those in Asia, rallied strongly and European shares and currencies strengthened.

The **OAM European Value Fund** showed a gross return of 9.1% for the quarter, with many of the top individual holdings performing well. Standard Chartered gained 17% while Wilm. Wilhelmsen Holding contributed a 15% return, and Cofide rallied 67% on improved results and a share buyback. The average Price/Earnings ratio in the Market Leaders component of the portfolio is now 14x, and the Deep Value component is 10x. Fundamentals continue to improve in Europe.

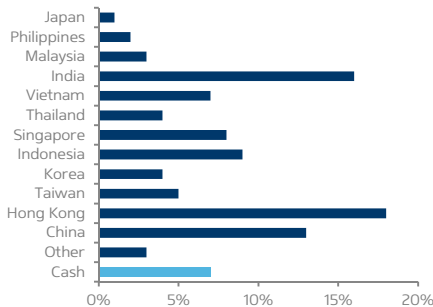
The **OAM Asian Recovery Fund** had its strongest quarter in five years, with a gross return of 11.1%. Asian currencies improved, as did share prices after a relatively depressed period in late 2016 when concerns around potential Trump administration trade policy were punishing Asian exporters. OAM continues to believe many Asian currencies are undervalued, which can add a tailwind to returns from here. On a look-through basis, the average Price/Earnings of the fund's holdings is 16x, with a dividend yield of 3%.

Visit www.oam.com.ky for detailed commentary and performance on the underlying OAM funds.

PORTFOLIO SUMMARY

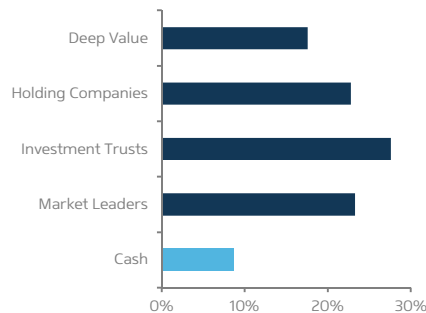
The Fund offers easy access to the expertise and value-based investment process of the two flagship funds managed by **Overseas Asset Management (OAM)**. OAM's strategy of uncovering value in unconventional places in Europe and Asia has led to excellent long term returns. The Fund's objective is to maximise long term capital appreciation, with the underlying OAM funds targeting substantial returns over a multi-year horizon. The underlying funds in which the Fund invests are: **OAM Asian Recovery Fund** and **OAM European Value Fund**. Approximately 50% of the Fund is allocated to each, although this may vary depending on market conditions.

OAM ASIAN INVESTMENTS



Geographic allocations within OAM Asian Recovery Fund.

OAM EUROPEAN INVESTMENTS



Allocations by strategy within OAM European Value Fund.

FUND OBJECTIVE

Invest for long term growth in value-based holdings focused in Europe and Asia.

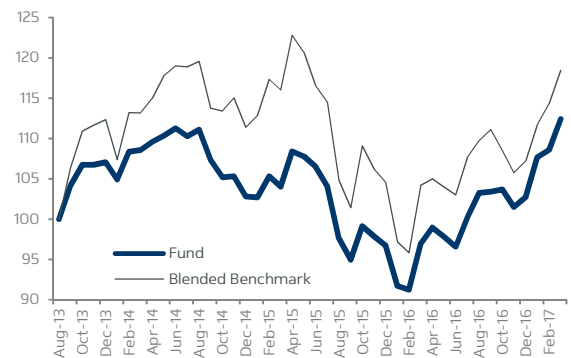
Minimum Investment:	US\$5,000
Net Asset Value per Share:	US\$1.115546
Fund Net Assets:	US\$17,653,487
Fund Inception:	Aug 31, 2013
Underlying Fund Inceptions:	Dec 31, 1998 / Dec 31, 2002
Bloomberg Ticker:	FORGLVF BA
Dealing/NAV Dates:	End of each month

INVESTMENT RETURNS

	3mo	1yr	3yr	5yr	Inception
Fund	9.4%	15.9%	1.2%	n/a	3.3%
Benchmark	10.4%	13.6%	1.6%	5.2%	4.8%

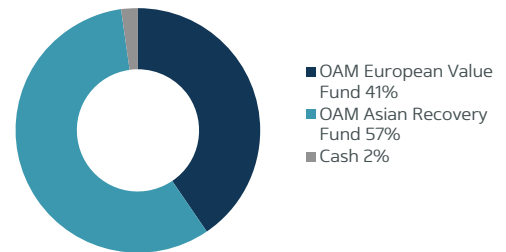
Periods longer than one year are annual compound returns

PERFORMANCE SINCE INCEPTION (to 3/31/17)



Fund returns are net of fees and withholding taxes.

FUND ALLOCATION



EXPENSES

Paid by the Fund

Management Fee: 0.10% of net assets per annum
 Advisor Fee: 0.65% of net assets per annum
 Administrator Fee: 0.12%-0.23% of net assets per annum
Fees are also incurred indirectly at the underlying OAM fund level.
Investor Redemption Fees
 Within 3 years of purchase: 5%
 All other times: nil
 Paid to the benefit of remaining shareholders.

INVESTMENT MANAGER

Fortress Fund Managers Limited
INVESTMENT ADVISOR
 Fortress Fund Advisors Limited
CUSTODIAN
 CIBC FirstCaribbean International Bank
ADMINISTRATOR
 ATU Fund Administrators (BVI) Limited
AUDITORS
 EY

DIRECTORS

Sir Geoffrey Cave, Chairman
 Sir Fred Gollop
 Roger Cave
 David Bynoe
 Ken Emery
 Desmond Kinch

The Fund is a registered mutual fund incorporated in the British Virgin Islands. It is offered to qualified investors by prospectus only. This report is for information purposes only and does not constitute an offer or solicitation to purchase the Fund. **The Fund may not be sold to U.S. persons.**